


Enhancing Socio-Economic Dynamics: Assessing Regional Governance and Mining Community Benefits post Law Number 3 of 2020 in North Maluku



Meningkatkan Dinamika Sosial Ekonomi: Mengkaji Tata Kelola Daerah dan Manfaat Masyarakat Tambang Pasca Undang-Undang Nomor 3 Tahun 2020 di Maluku Utara

Hasyim^{1*}, Wirman Syafri², Nurliah Nurdin³, Mansyur Achmad⁴

¹²³⁴ Graduate School of the Institute of Domestic Government, Jakarta, Indonesia

¹²³⁴ Jl. Ampera Raya No.1, RT.1/RW.6, Cilandak Tim., Ps. Minggu, Kota Jakarta Selatan, DKI Jakarta 12560

hasyimdb.007@gmail.com^{1*}, ws.sailiwa@yahoo.com², nurliahnurdin@ipdn.ac.id³, mansyurachmad@ipdn.ac.id⁴

Corresponding Author: hasyimdb.007@gmail.com^{1*}

ARTICLE INFORMATION

Keywords

Law no. 3 of 2020;
 Regional Autonomy;
 Hybrid Method;

ABSTRACT

Mining potential in Maluku Province is the largest contributor to nickel mining in Indonesia with nickel reserves of 39% and copper of 92.48% of the national total. Even though nickel and copper are potential resources in this region, they do not yet have production results that have added value and are highly competitive. Now various investors from China are investing in North Maluku with the above potential mining resources. In fact, China is now interested in building a nickel factory in North Maluku, specifically in North Halmahera. The issuance of Law Number 3 of 2020 concerning Amendments to Law Number 4 of 2009 concerning Mineral and Coal Mining is a transformation of mineral and coal policy relating to the management and utilization of mineral and coal in Indonesia. The consequence of the amendment to Law Number 4 of 2009, namely the elimination of regional government authority over the management of mineral and coal mining, was taken over by the central government, which applies nationally. The method used in this research is the Hybrid Method as an applied method. The limitation of this research is that it does not technically examine the ecological, economic and social modeling of mining studies in North Maluku. The recommendation of this research is that further in-depth review is needed from a legal, social, ecological and economic perspective to map and review Law No. 3 of 2020, the formation of a cross-sectoral task force to monitor the impact of the implementation of Law No. 3 of 2020 on the environmental and social sectors. and economics.

Kata Kunci

Undang-undang no 3
 Tahun 2020;
 Otonomi Daerah;
 Metode Hybrid;

ABSTRAK

Potensi pertambangan di Provinsi Maluku merupakan penyumbang pertambangan nikel terbesar di Indonesia dengan cadangan nikel sebesar 39% dan tembaga sebesar 92,48% dari total nasional. Meskipun nikel dan tembaga merupakan sumber daya potensial di wilayah ini, namun belum mempunyai hasil produksi yang memiliki nilai tambah dan berdaya saing tinggi. Kini berbagai investor asal Tiongkok berinvestasi di Maluku Utara dengan potensi sumber daya pertambangan di atas. Bahkan, China kini berminat membangun pabrik nikel di Maluku Utara, tepatnya di Halmahera Utara. Terbitnya Undang-Undang Nomor 3 Tahun 2020 tentang Perubahan Atas Undang-Undang Nomor 4 Tahun 2009 tentang Pertambangan Mineral dan Batubara merupakan transformasi kebijakan mineral dan batubara terkait pengelolaan dan pemanfaatan mineral dan batubara di Indonesia. Konsekuensi dari perubahan Undang-Undang Nomor 4 Tahun 2009 yaitu hilangnya kewenangan pemerintah daerah atas pengelolaan pertambangan mineral dan batubara diambil alih oleh pemerintah pusat yang berlaku secara nasional. Metode yang digunakan dalam penelitian ini adalah Metode Hybrid sebagai metode terapan. Keterbatasan penelitian ini adalah tidak mengkaji secara teknis pemodelan ekologi, ekonomi, dan sosial kajian pertambangan di Maluku Utara. Rekomendasi penelitian ini adalah perlu adanya kajian lebih mendalam dari sisi hukum, sosial, ekologi dan ekonomi untuk memetakan dan mengkaji UU No. 3 Tahun 2020, pembentukan gugus tugas lintas sektoral untuk memantau dampak bencana. implementasi Undang-Undang Nomor 3 Tahun 2020 tentang bidang lingkungan hidup dan sosial. dan ekonomi.

Article History

Send 9th December 2023
 Review 10th January 2024
 Accepted 14th March 2024

Copyright ©2024 Jurnal Aristo (Social, Politic, Humaniora)
 This is an open access article under the [CC-BY-NC-SA](#) license.
 Akses artikel terbuka dengan model [CC-BY-NC-SA](#) sebagai lisensinya.



Introduction

Indonesia is a country rich in natural resources. This natural wealth makes Indonesia one of the countries that has extensive mining land spread across various islands in Indonesia. In the constitution, mining land in Indonesia is managed by the state for the benefit of the wider community. However, in managing mining land, sometimes it is not in accordance with the constitutional mandate. The mining sector is still a mainstay for countries in the world in building economic and political bargaining positions. Mining exploration continues to be carried out massively. However, the paradigm is required to adapt to current world developments. Exploration of natural resources in the world currently has a sustainability paradigm, meaning that mining must have an environmentally friendly vision in exploring mines. Sustainable mining aims to build a long-term investment climate. The principle of sustainable mining is very important to maintain investor confidence in protecting the earth and the environment. Because the negative impact of mining exploration is that it damages nature and the environment. Apart from that, a sustainable mining investment climate is also in accordance with the demands of various international conventions on climate change. However, the reason for exploring mining is related to the welfare of citizens. Almost all countries that are rich in natural resources have the same reason for mining exploration, namely for the welfare of their citizens. In fact, quite a few countries have suddenly become rich countries after exploring natural resources in their country. Anggun P. Situmorang (2019) wrote that six countries are rich because of petroleum. The six countries are Qatar, Singapore, Brunei Darussalam, Norway, United Arab Emirates and Kuwait. Based on the countries above, Qatar is an interesting country to review. Qatar in decades past, was nothing more than a fishing area, a former British colony. Qatar became independent in 1971 and then discovered one of the largest reserves of liquefied natural gas (LNG) in the world, number three after Russia and Iran. LNG reserves reach 900 trillion cubic feet, Qatar is the largest LNG exporter in the world. Revenues from oil and gas bring the country's average per capita income to more than US\$100,000, far surpassing that of the United States or the United Kingdom.

The natural resources owned by a country do not guarantee the welfare of its citizens. According to Anggraeni, 2022, this is due to governance factors in state governance. This opinion is in line with the publication issued by the global economy and world population review which presents data on countries with rich human resources that are not in the top ten with the human development index (HDI) while countries that are not rich in natural resources actually have a development index. tall human. Completeness can be seen in the graph as follows:

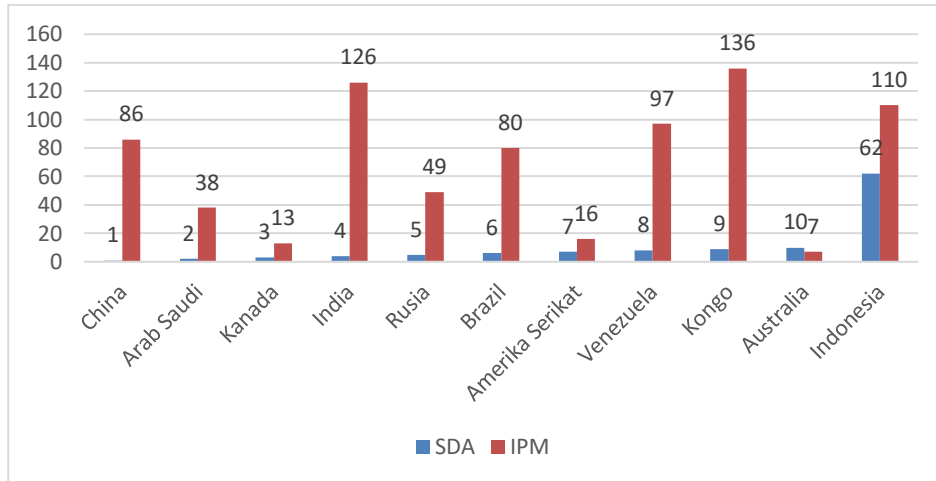


Figure 1 Comparison Chart of Natural Resources Rankings and Human Development Index for 10 Countries in the World

Source: <https://www.goodnewsfromindonesia>, 2023

The graph above shows that countries with natural resource wealth are included in the ten countries rich in natural resources, practically only Australia and Canada whose human development index does not have a large gap in relation to their natural resources. The other eight countries have high levels of inequality while countries with high HDI on average do not have large natural resources. The details can be seen as follows:

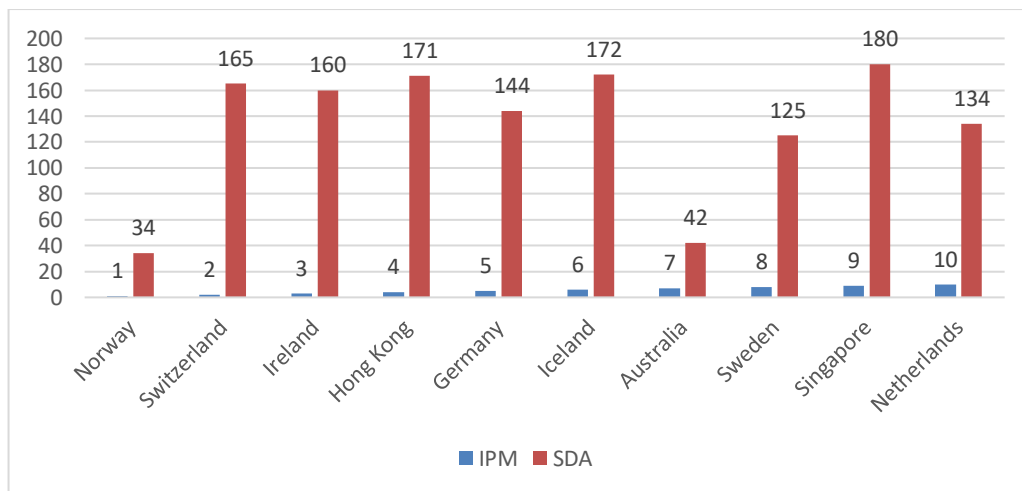


Figure 2 Comparison Chart of HDI with Natural Resources

Source: <https://www.goodnewsfromindonesia>, 2023

The issuance of Law Number 3 of 2020 concerning Amendments to Law Number 4 of 2009 concerning Mineral and Coal Mining is a transformation of mineral and coal policy relating to the management and utilization of mineral and coal in Indonesia. Management of coal mining and minerals contributes to providing added value for national economic growth

and regional development. Therefore, this law also reviews policies to increase the added value of minerals and coal.

The government requires increasing the added value of the domestic coal sector. Increasing the added value of coal states that IUP and IUPK holders are obliged to increase the added value of coal in the implementation of mining, processing and refining (Article 102). This is in line with the 2020-2024 RPJMN, namely achieving macroeconomic targets by increasing the added value of mining by encouraging mining downstream. The government encourages miners to process them into finished or semi-finished goods so that Indonesia does not only export raw materials. However, policies to increase the added value of mining products have not been strictly regulated and tend to operate naturally. In Law Number 3 of 2020, as a consequence of changes to Law Number 4 of 2009, namely the elimination of regional government authority over the management of mineral and coal mining, it was taken over by the central government, which applies nationally. Regional governments are given the authority to determine mining areas (WP) as part of the national spatial planning. In addition, the law allows regional governments to play a role in issuing community mining permits through delegation from the central government.

Based on the explanation above, added value in mining is a hot topic of discussion. In fact, it is not uncommon to reap various conflicts and upheavals in society, especially in the mining area or area. Moreover, the triggers for conflict in mining are often due to violations of agreements, increasing demand, the interests of outside parties (provocation), the echo effect factor, negative response factors by the government/parliament and the rising demand factor from society. The community in question is of course the community around the mining area that is affected. This research will examine what factors, who are the actors, are the determinants of regional income conditions, community income and social conflict in North Maluku as well as what policy scenarios are appropriate for the added value structure and communities around the mine in North Maluku

Method

This research was conducted in North Maluku Province. The data sources obtained from informants came from the central government, namely the Ministry of Energy, Natural Resources and Minerals, the North Maluku Provincial Government, the private sector, NGOs, the media, pressure group actors and communities around the mine. An informant is someone who is expected to have information relating to things or various events as someone with authority over a position and because of their activities in an existing department.

The purposeful determination of informants is called purposive sampling (Director General of Mineral and Coal (Ministry of Energy and Mineral Resources), Director of Mineral Business Development (Ministry of Energy and Mineral Resources), Director General of Regional Autonomy (Kemendagri), Governor of North Maluku, Regional Secretary of North Maluku Province, Head of the ESDM Office of North Maluku Province, Head of the Agency North Maluku Province Regional Revenue, North Halmahera Regent, South Halmahera Regent, mining academics, Indonesian Mining Experts Association (Perhapi). Researchers determine informants according to what is needed based on the research focus in order to complete the data so that it is comprehensive. Informants are considered to be the parties needed by researcher regarding the matter being researched. The informants for this technique come from business circles and communities around the mine area.

The data sources are obtained from North Maluku provincial government policies and regulations and national policies as well as study reports and publications published by both formal and informal institutions. The Prospective analysis method is a form of Soft System Methodology that is applied in practical studies. The prospective analysis method used in this research is a method of looking for key factors that will become determinant factors, key actors that will become determinant actors, attitudes and positions of each actor regarding the objective that is the object of this research, namely the implementation of Law No. 3 of 2020 , policy scenarios on centralization and decentralization.

The prospective analysis is a method used to review a policy in the future. In this study, the prospective analysis was performed using MACTOR (Methode Acteurs, Objective, Reports de Force) tool (Rees and MacDonell 2017; Villegas and Alejandro 2011). It was used to map the strength of the relationship between actors and factors in developing a cluster typology of potential areas for developing mangrove areas in DKI Jakarta. The MACTOR method considers the position and intensity of variables based on stakeholders' influence, roles, positions, and attitudes on a policy to be chosen and their strength in determining the maximum variables that must be involved in the successful development. The respondents were chosen based on the preliminary Focus Group Discussion (FGD) results.

Literature Review

Value Added Theory

The added value theory was introduced by Smelser in 1962. This theory explains that "something" exists or occurs in a social system to carry out social functions and/or provide benefits and value to society (Saffer, 2018). If all aspects are managed well and correctly, they

will produce added value (Ying, 2016). This theory identifies social conditions in society that contribute to fostering economic, social and cultural values or other useful values (Saffer, 2018). The name “added value” comes from theoretical attempts to explain how collective efforts repeatedly acquire value at each stage of development until they are released as collective action (Saffer, 2018).

Smelser (1962) emphasized added value as the root of collective behavior. Collective action in society basically aims to maintain values or change existing values. Smelser (1962) stated that collective action is driven through four components, namely situational facilities, individual roles or motivation/organization, norms, and values. Therefore, to understand collective action, it is important to recognize the interactions between the components of social behavior and how these interactions influence individual social behavior.

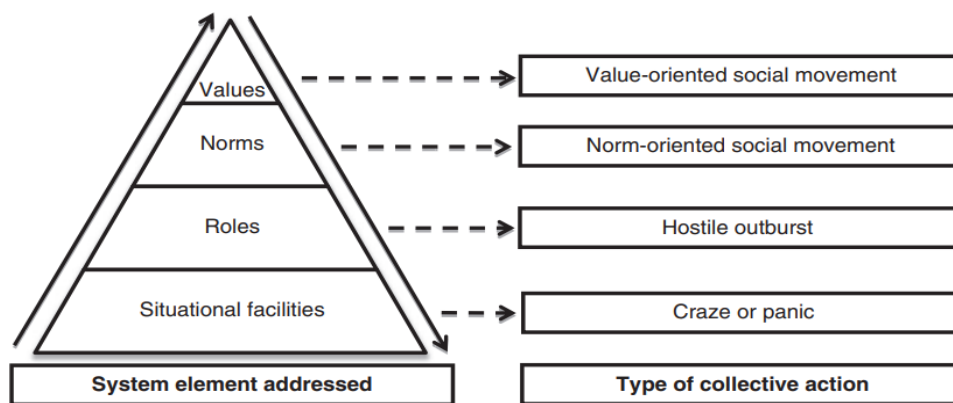


Figure 3 Components of Collective Behavior and Social Behavior
Source: Saffer, 2018

Figure 2.1 shows that values can be the basis and goal of social behavior. Situational facilities or resources are often triggers for individual involvement in social behavior. For example, some individuals may have access to education and engage in behaviors to obtain those resources. However, others may not have access to those resources, which may be necessary to survive or thrive in a social system, therefore they may engage in collective action with others to secure them. Individuals utilize or seek resources in the midst of their interactions in daily life which in turn influences the roles they take.

Regional Autonomy

A region can freely manage its government affairs and community interests based on statutory regulations. In accordance with the definition of regional autonomy, it is the right, authority and obligation of autonomous regions to regulate and manage government affairs and the interests of local communities within the system of the Unitary State of the Republic of

Indonesia. Regional autonomy is the right of residents living in an area to regulate, manage, control and develop their own affairs by respecting applicable laws and regulations. Meanwhile, according to HAW. Widjaja regional autonomy is the authority of an autonomous region to regulate and manage the interests of the local community according to its own initiative based on community aspirations in accordance with regulations and legislation. The relevance of the use of Regional Autonomy theory will be seen in the section discussing the authority of actors and multipolicy in Chapter Discussion in the results section and discussion of the conditions of North Maluku.

Decentralization

A nation state is the fetus of the birth of decentralization. Therefore, it would be impossible if decentralization preceded the birth of the nation state. Decentralization policy basically boils down to a central policy mechanism that can be felt by people in remote areas of a nation state. Dennis A. Rondinelli and G. Shabbir Cheema emphasized that the reasons for the need for a decentralization policy (the rationale for decentralization policy) are:

Overcoming the severe limitations of centrally controlled national planning by delegating greater authority for development planning and management to officials who are working in the field, closer to the problems. It can cut through the enormous amounts of red tape and the highly structured procedures characteristic of central planning and management.

Closer contact between government officials and the local population would allow both obtain better information with which to formulate more realistic and effective plans for government projects and programs. Increasing efficiency of central government by relieving top management officials of routine tasks that could be more effectively performed by field staff or local officials.

Authority and Delegation

Authority originating from the people is delegated to the president. Then the president, as the person in charge of the central government, through law, hands over and/or delegates some of his authority to the regions by means of decentralization, deconcentration and assistance tasks. Regarding the characteristics of delegation in authority according to J.B.J.M Ten Berge as quoted by Philipus M. Hadjon are as follows:

Delegation must be definitive, meaning that delegates cannot use the authority that has been delegated themselves. Delegation must be based on the provisions of the invitational regulations, meaning that delegation is only possible if there are provisions for this in the statutory regulations. Delegation is not to subordinates, meaning that in employee hierarchical

relationships, delegation is not permitted. The obligation to provide information (explanation) means that delegates have the authority to request an explanation regarding the implementation of this authority. Policy regulations mean that delegates provide instructions regarding the use of this authority.

Result and Discussion

The results of this study are primarily determined by the accuracy of the sources in identifying the variables that are thought to affect the development of mangrove areas in North Maluku. To achieve this, at the initial stage of the FGD, participants were given an orientation by experts. MICMAC analysis is the first part of the Prospective Analysis method. The main output that MICMAC will produce is the discovery of determinant factors, the key factors that control the entire structure of the model studied. In this research, the results obtained show that the determinant factors are the main elements of the implementation of Law No. 3 of 2020 and its impact is public sector reform and Law No. 3 of 2020 itself. The impact of these determinant factors will result in changes in regional income, entrepreneur income and community income. Meanwhile, environmental damage and social conflict occupy the position of the autonomous factors quadrant. This picture shows that, whether or not Law No. 3 of 2020 is present, social conflict and natural damage still occur, these two factors also do not have an impact on other factors. For example, regarding income, income is completely or very little affected by environmental damage. Because exploitation operations continue as usual, so do social conflicts. In conditions of actual direct influence the conditions described can be seen in Figure Influence and dependence between factors.

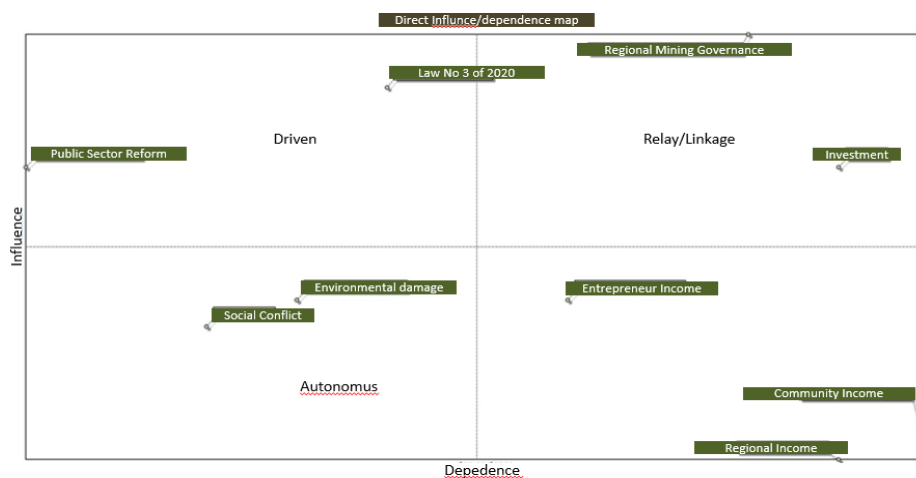


Figure 4 Figure Influence and dependency between factors

Dependence between factors is another outcome of MICMAC as a reinforcement of the results. The direct picture of dependence and influence between factors. This can be seen in Figure Influence and dependence between factors. Image Direct influence. In the picture you can see several formations. Some of the main important formations are:

- 1) Public sector reform to Law no. 3 of 2020 (strong)
- 2) Law no 3 of 2020 on Governance (strong)
- 3) Public sector reform to Investment (strong)
- 4) Governance on entrepreneur income (strong)
- 5) Governance of regional revenues (strong)
- 6) Investment in entrepreneur income (strong)
- 7) Investment in community income (strong)
- 8) Investment in regional income (strong)
- 9) Entrepreneur's income is based on community income (strong)
- 10) Governance of environmental damage (strong)
- 11) Governance on community income (strong)
- 12) Environmental damage to social conflict (strong)
- 13) Law no. 3 of 2020 on regional income (weak)
- 14) Social conflict in public sector reform (weak)

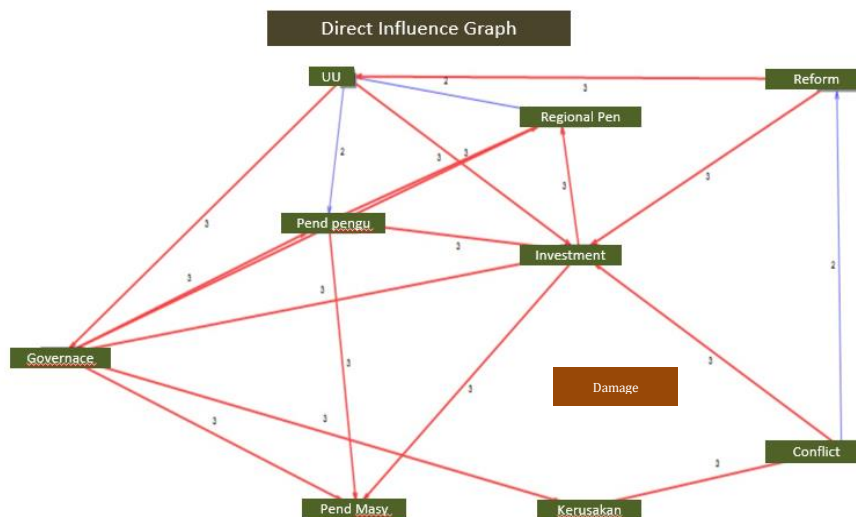


Figure 5 Image Direct influence

From this formation, the strength of the direct influence of the implementation of Law No. 3 of 2020 can be seen, especially the impact on regional income. This shows that the impact of Law No. 3 of 2020 is weak in increasing regional income. The interesting thing is the

conditions that might occur, become potential in the future, visible changes in the movement of factor transfer formations. There is one factor that is shifting, changing formation, namely the social conflict factor. In this result, the social conflict factor moves to the relay factor quadrant. This means that potentially in the future, the impact of the implementation of Law No. 3 of 2020 will have the potential to cause social turmoil and conflict. Meanwhile, in the picture of potential direct influence, changes in the formation of the strength of influence between factors can be seen in the potential direct influence diagram. This image can be described as follows

- 1) Law no 3 of 2020 on Governance (strong)
- 2) Law no. 3 of 2020 on Investment (strong)
- 3) Investment in environmental damage (strong)
- 4) Public sector reform to Investment (strong)
- 5) Governance on entrepreneur income (strong)
- 6) Governance of regional revenues (strong)
- 7) Governance on community income (strong)
- 8) Regional income in social conflict (strong)
- 9) Social conflict on regional income (strong)
- 10) Community income during social conflict (strong)
- 11) Social conflict on community income (strong)
- 12) Investment in entrepreneur income (strong)
- 13) Investment in community income (weak)
- 14) Investment in regional income (weak)
- 15) Entrepreneur income on community income (strong)
- 16) Governance of environmental damage (strong)
- 17) Governance on community income (strong)
- 18) Environmental damage to social conflict (strong)
- 19) Investment in social conflict (strong)
- 20) Social conflict in investment

It can be seen that the dominating influence of the potential implementation of Law No. 3 of 2020 on governance and investment will result in environmental damage. Environmental damage has the potential to trigger social conflict. The consequences of social conflict have a strong impact on investment, regional income and community income. Meanwhile, in the opposite flow pattern there is also the influence of investment, regional income and community income on social conflict. The following figure also explains the condition of poverty in North

Maluku, the figures show the dynamics of an increase in March 2021, then a decrease in September 2021 and again continuing to increase until March 2023. This research Compared with the original regional income in the picture below.

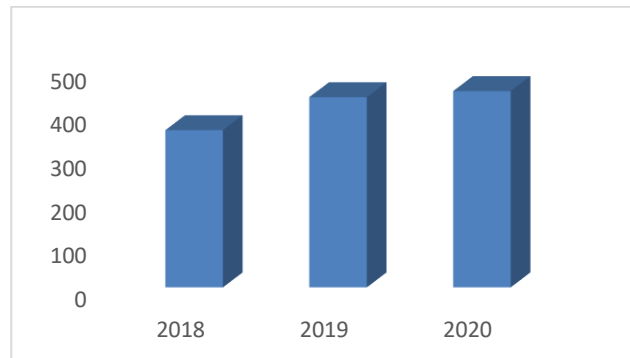


Figure 6 Regional Original Income (PAD)

Source : <https://malut.bps.go.id/indicator/13/157/1/realisasi-pendapatan-pemerintah-provinsi.html>

A contrasting movement can be seen where regional income tends to increase while the number of poor people continues to increase. This is proof of the justification for the Natural Resources Curse theory. That Law No. 3 of 2020 does have an impact on increasing entrepreneurs' income (especially) and slightly on regional income. However, it has no impact on the community, especially communities around the mine. This will be clearly seen later in the MACTOR analysis which shows that society's position will diverge with the existence of Law No. 3 of 2020. These processing and refining activities are one of the efforts made by the Government so that mining products obtained from domestic development receive added value. To obtain added value from mining products, domestic processing and refining is carried out using a processing and refining unit known as a smelter. The processing and refining unit called a smelter is a mining product processing facility whose function is to increase the metal content, until the metal reaches the desired level or meets standards as the final raw material. Based on this fact, the logical consequence of the provisions of Article 102 and Article 103 of the Mining and Coal Law provides an explanation that holders of Mining Business Permits (IUP) and Special Mining Business Permits (IUPK) for Production Operations are obliged to increase the added value of minerals to their mining production and the increase in added value is mandatory. carried out domestically, then the consequence that occurs is that the export of minerals must be prohibited in accordance with these provisions and if this is not implemented then the provisions that stipulate that processing and refining must be carried out domestically become meaningless. 21 Regarding the provisions for increasing the value added metallic minerals, in this case the Government issued various regulatory instruments to support policies

in terms of increasing the added value of these metallic minerals. This provision is Government Regulation Number 23 of 2010 concerning the Implementation of Mineral and Coal Mining Business Activities (hereinafter abbreviated as PP 23/2010). In relation to the obligation to increase added value, it is stated in Article 93 and Article 94 of PP 23/2010 which states that:

- Article 93: provides an explanation that mining entrepreneurs who already have Production Operation mining business permits and Special Production business permits have an obligation to carry out processing, and refining to increase the added value of the minerals produced, as well as being able to collaborate with companies to carry out processing and refining in Indonesia and the process of obtaining a special production business permit is granted by the Minister, Governor or Regent/Mayor in accordance with their authority (Tapada et al. 2022).

The second part of the prospective analysis method is actor analysis with MACTOR software. This research obtained several findings about which actors are controlling actors, determinant actors, affected actors, actors who act as relays and actors who tend not to be affected or have an impact on the implementation of Law No. 3 of 2020. In the picture, the influence and dependency between The actors see the condition that the Ministry of Energy and Mineral Resources, the Ministry of Home Affairs, the Ministry of the Environment and Bapenas are key actors in implementing Law No. 3 of 2020. The consequences of implementing Law No. 3 of 2020 will have both positive and negative impacts for the first time on actors who occupy quadrant positions. relays. The actors occupying the relay quadrant position are the North Maluku Regional Government, the media and investors. Furthermore, these actors will have an impact or move the existing actors on the dependent factors. The actors who occupy the dependent actor position are the Nickel Entrepreneurs Association, the Traditional Council and the community around the mine. Meanwhile, the academic actor occupies a position in the autonomous quadrant, that is, his position is not affected in any way by the implementation of Law No. 3 of 2020, but this actor does not make any changes to other actors in the implementation of Law No. 3 of 2020. This is the condition depicted in the figure of influence and interdependence. the actors.

The graph of influence and dependency between actors also provides output in the form of a composition of numbers on the MDII matrix (Matrix of Direct and Indirect Influence). In Table MDII (direct and indirect influence matrix) you can see in detail the condition of the strength of influence of each actor. It can be seen that the highest power (Ii) is in the Ministry of Energy and Mineral Resources with the number 93, while the actor with the highest dependency is the community around the mine with the number 98. This condition shows that in an extreme way the condition of one party is very powerful while the other party is very

weak due to the implementation of Law no. 3 in 2020. In a picture, this position of strength can also be seen in the MMDII histogram (direct and indirect competitiveness matrix).

Matrix of Direct Influence												
MDII	ESDM	KLHK	DEPDAGRI	BAPENNAS	Local Government	Investor	Adat	Public	Akademisi	Association	Media	DI
ESDM	7	7	7	5	13	12	13	13	0	11	12	93
KLHK	7	7	7	5	11	10	10	11	0	9	11	81
DEPDAGRI	6	6	6	5	11	9	12	12	0	10	11	82
BAPENAS	9	9	9	5	13	11	8	10	0	10	6	85
Local Government	6	6	6	5	9	6	10	11	0	7	10	67
INVESTOR	5	5	5	5	7	6	11	10	0	9	70	67
Adat	2	2	2	2	5	2	7	10	0	4	5	34
Public	1	1	1	1	3	0	3	3	0	2	3	15
Academics	1	1	1	1	1	0	2	2	0	2	2	13
Association	3	3	3	2	6	3	8	8	0	5	7	43
Media	5	5	5	5	9	7	11	11	0	7	9	65
DI	45	45	46	36	79	60	88	98	0	71	77	645

Figure 7 MDII (matriks direct and indirect influence)

The vertical number shows how much influence the actor has (the largest is ESDM – 93), the horizontal number shows how much the actor is affected (the biggest is Society - 98)

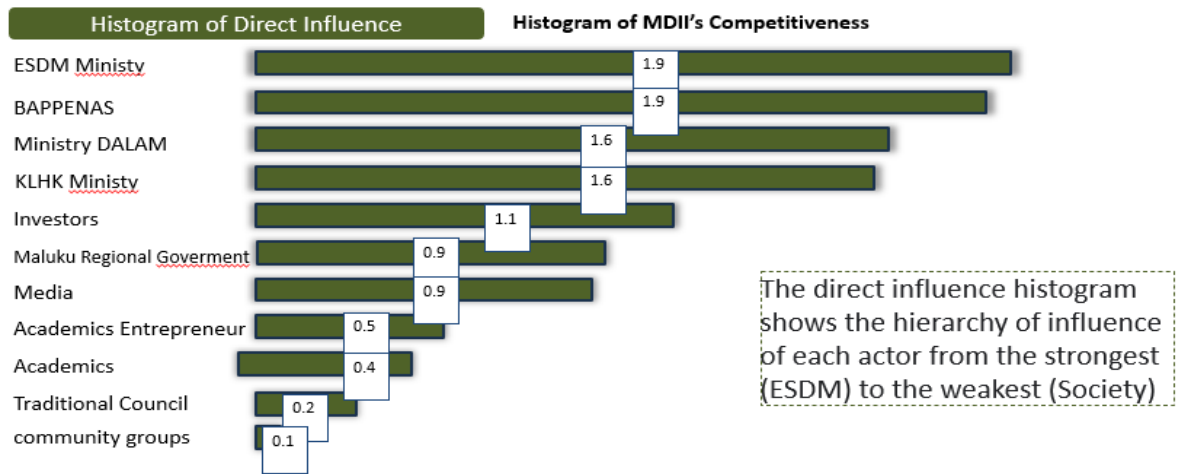


Figure 8 Histogram of MDII's Competitiveness

Another outcome finding from MACTOR is the 3MAO matrix. 3MAO is a matrix that describes the weighted position of the mobilization of both objectives. The two objectives seen from MACTOR are two factors that are determinant factors found in the previous search for key factors by MICMAC. The two objectives are centralization policy and decentralization policy. The output figure obtained from the 3MAO matrix is centralization where Law no. 3 of 2020 embodies a centralization policy. This can also be seen in the histogram of actors

mobilization towards its objectives 3MAO. The histogram and 3MAO matrix show that there are opposing attitudes towards the implementation of Law No. 3 of 2020 from several actors. The degree of mobilization of 3MAO is 61.7. This is when linked to the MDII Table which shows that the largest figure of influence is on ESDM, this shows that the Ministry of Energy and Mineral Resources plays a very big role in this centralization.

Conclusion

The conclusions from the results of this research include: The strategic factors found include determinant factors, autonomous factors, dependent factors, and factors located in the relay quadrant. Public sector reform and Law No. 3 of 2020 are important factors in determining these factors. Apart from that, even though conditions in the area are a dependent factor in this case. As it was found, environmental damage, social conflict, and a decrease in community income occurred as a result of the implementation of Law No. 3 of 2020. The main actors who played a role in Law No. 3 of 2020 were the Ministry of Energy and Mineral Resources, the Ministry of Home Affairs, the Ministry of Environment and Forestry and Bapenas. Analysis of the position of factors in the implementation of Law No. 3 of 2020 shows the potential for social conflict due to the implementation of this Law. The social friction that occurred was the result of changes in the transfer of licensing authority from regional government to central government. The result of this licensing shift had an impact on faster business growth which benefited entrepreneurs but did not necessarily have an impact on regional communities. Friction can occur between the center and the regions, in this case another element that needs to be taken into account is the role of traditional councils which are close to the regional government. The ease of licensing from the center, the lack of direct control in the regions results in widespread potential for environmental damage. In the findings, it can be seen that environmental damage can have an impact on social conflict which will have an impact on future investment, entrepreneurs' income, community income and also later on regional income. Social friction and conflict can be detected from the divergent positions between central actors and society.

Acknowledgments

We are grateful to the North Maluku province's regional administration, particularly the ESDM service, for agreeing to serve as one of the research's resource people.

References

- Anggun P. Situmorang. (2019). Artikel: 6 Negara Terkaya di Dunia Berkat Minyak Bumi, Ternyata Ada yang Tak Disangka. Merdeka.com. (Diakses pada 29 Desember 2021, melalui <https://www.merdeka.com/uang/6-negara-terkaya-di-dunia-berkat-minyak-bumi.html>).
- Anonimus 1, Kajian Nilai Tambah Produk Pertanian Kementrin Keuangan Republik Indonesia Badan Kebijakan Fiskal, Jakarta: Pusat Kebijakan Ekonomi Makro, 2012.
- Anonim. Bab II Dinamika Ekonomi Qatar dan Hubungannya Dengan Eropa. Yogyakarta: Universitas Muhammadiyah Yogyakarta. (Diakses Diakses pada 29 Desember 2021, melalui <http://repository.umy.ac.id/bitstream/handle/123456789/17218/BAB%202.pdf?sequence=6&isAllowed=y>).
- APBI ICMA. (2020). Undang-Undang No. 3 tahun 2020 tentang Perubahan UU No. 4 tahun 2009. (Diakses pada 12 Desember 2021, melalui <http://www.apbi-icma.org/news/3152/undang-undang-no-3-tahun-2020-tentang-perubahan-uu-no-4-tahun-2009#>).
- Atkinson, Giles and Hamilton, Kirk, (2003), Savings, Growth and the Resource Curse Hypothesis, World Development, 31, issue 11, p. 1793-1807, <https://EconPapers.repec.org/RePEc:eee:wdevel:v:31:y:2003:i:11:p:1793-1807>.
- Auty, Richard. (2007). Natural Resources, Capital Accumulation and the Resource Curse. Ecological Economics. 61. 627-634. 10.1016/j.ecolecon.2006.09.006.
- Brunnschweiler, Christa N., Cursing the Blessings? Natural Resource Abundance, Institutions, and Economic Growth (June 27, 2006). CER-ETH - Center of Economic Research at ETH Zurich, Working Paper No. 06/51, Available at SSRN: <https://ssrn.com/abstract=928330> or <http://dx.doi.org/10.2139/ssrn.928330>
- Blaxter, Loraine. dkk. How to Research. Jakarta. Indeks. 2006.
- Budiardjo, M. (1998). Partisipasi dan Partai Politik. Jakarta: Yayasan Obor Indonesia.
- Cahyo Prayogo. (2018). Ekonomi Maluku Utara Ditopang Sektor Tambang.(Warta Ekonomi, Diakses pada 12 Desember 2021, melalui <https://www.wartaekonomi.co.id/read204904/ekonomi-maluku-utara-ditopang-sektor-tambang.html>).

- Colette L. Ingraham (2000) Consultation Through a Multicultural Lens: Multicultural and Cross-Cultural Consultation in Schools, *School Psychology Review*, 29:3, 320-343, DOI: 10.1080/02796015.2000.12086018
- Creswell, John W. *Research Design: Pendekatan Kualitatif, Kuantitatif dan Mixed*. Yogyakarta. Pustaka Pelajar. 2012.
- Dede, Komala Sari. (2016). Tesis: Pengawasan Pemerintah Daerah Terhadap Usaha Pertambangan Mineral Yang Tidak Melakukan Aktifitas Pertambangan Di Kabupaten Solok Selatan. Universitas Andalas.
- Dinas Energi dan Sumber Daya Mineral Maluku Utara. (2021). Percepatan Investasi di Maluku Utara. Provinsi Maluku Utara.
- Donald Ary et al, *Introduction to Research in Education* (Canada: Wadsworth, 2010).
- Dunn, N. W. (2003). *Pengantar Analisis Kebijakan Publik*. Yogyakarta: Gadjah Mada University Press.
- Dunn, William N. (1994). *Public Policy Analysis: an Introduction*. Englewood Cliffs, NJ: Prentice Hall.
- ESDM. (2010). Arti Nilai Tambah Komoditi Tambang. (Diakses pada 12 Desember 2021, melalui <https://www.esdm.go.id/id/media-center/arsip-berita/arti-nilai-tambah-komoditi-tambang>).
- Finer, S. E. *Comparative Government. A Pelican Book: Political Science*. Penguins Book. 1974. Hlm. 1.
- Hamdi, Muchlis. (2014). *Kebijakan publik: proses, analisis, dan partisipasi*. Bogor. Ghalia. Hlm. 15.
- Harian Kompas Online pada situs resminya <https://www.kompas.com/skola/read/2021/01/31/170917169/daftar-barang-tambang-di-seluruh-provinsi-di-indonesia-dan-kegunaannya> diakses pada tanggal 8 Januari 2021 pukul 15.02 WITA.
- Iqbal Shalihin. (2018). Tesis: Pengalihan Kewenangan Pemberian Izin Usaha Pertambangan Mineral-Batubara Oleh Pemerintah Provinsi Sumatera Barat Menurut Undang-Undang Nomor 23 Tahun 2014 Tentang Pemerintahan Daerah. Padang: Universitas Andalas.
- Iskandar (2014) *Instrumen Ekonomi Dalam Kebijakan Lingkungan (Kajian Pengaturan Dalam Hukum Positif dan Perspektif Pengaturan Di Daerah Sebagai Solusi Alternatif Pencegahan Kerusakan Lingkungan dan Konflik Pascatambang)*. UNIB Scholar Repository.
- Islamy, M.Irfan. (2000). *Prinsip-prinsip Perumusan Kebijaksanaan Negara*. Jakarta: Bumi Aksara.

- James P. Dorian dan Pavel V. Karaulov. (2012). *Joint Mining Ventures in The Former Soviet Union: A Focus on The Russian Federation*. CIS Energy and Minerals Development.
- Jing Yu, Shuzhen Yao, Rongqiu Chen, Kejun Zhu dan Liandi Yu. (2005). *A Quantitative Integrated Evaluation of Sustainable Development of Mineral Resources of A Mining City: A Case Study of Huangshi, Eastern China*. *Resources Policy*. Volume 30, Issue 1.
- Koentjaraningrat. (1980). *Sejarah Teori Antropologi I (Edisi ke 1)*, Jakarta: UI -. Press.
- Labolo, Muhadam. (2016). *Memahami Ilmu Pemerintahan: Suatu Kajian, Teori, Konsep Dan Pengembangannya*. Rajawali Press.
- Labolo, Muhadam, Rowasiu, Hyronimus, Megandaru Widhi Kawuryan, (2015). *Beberapa pandangan dasar tentang ilmu pemerintahan / penyunting, Muhadam Labolo, Megandaru Widhi Kawuryan, dan Hyronimus Rowasiu*. Malang: Bayumedia Publishing.
- Lexy J. Moleong, *Metodologi Penelitian Kualitatif: Edisi Revisi*. Bandung: PT. Remada Rosdakarya, 2011.
- Lauer, Robert H, (2001). *Perspektif Tentang Perubahan Sosial, Alih Bahasa, Alimandan S.U(Perspective on Social Change)*, Jakarta : PT. Rineka.
- Milles, Matthew B. & Huberman, A. Michael. (1994). *Qualitative Data Analysis*. California: SAGE Publication, Inc.
- Mohamad Susilo. (2017). *Artikel: Seabad lalu miskin, bagaimana Qatar bisa jadi salah satu negara terkaya di dunia?. BBC Indonesia*. (Diakses pada 29 Desember 2021, melalui <https://www.bbc.com/indonesia/dunia-40201628>).
- Mona Novita, *Disertasi: Model Pengembangan Manajemen Entrepreneurship Mahasiswa di Universitas Negeri Padang*. Jambi: Universitas Islam Negeri Sulthan Thaha Saifuddin Jambi, 2020.
- Mukhtar, *Metode Praktis Penelitian Dekriptif Kualitatif*. Jakarta Selatan: Referensi GP Press Group, 2013.
- Novianto, E., & Subandi, M. (2020). *Kemiskinan di Daerah Kaya Sumber Daya Alam (Studi Kasus Kecamatan Samboja Kabupaten Kutai Kartanegara)*. *Jurnal Penelitian Kesejahteraan Sosial*, 19(1), 63–75. <https://doi.org/10.31105/jpks.v19i1.1963>
- Osborne, D. and Gaebler, T. (1992). *Reinventing Government*. New York, NY, *Journal of Leisure Research*, 27:3, 302-304, DOI: 10.1080/00222216.1995.11949751
- Palupi Anggraeni, Peter Daniels and Peter Davey. *The Contribution of Natural Resources on Economic Welfare in Indonesia*. *The Indonesian Journal of Development Planning*. Volume 1, No. 3 2017.
- Parson, Wayne, (1997). *Public Policy: An Introduction to The Theory and Practice of Policy Analysis*, buku 2. Edward Elgar, UK.

- Parsons, Wayne. (1997). *Public Policy*. Cheltenham: Edward Elgar.
- PUSHEP. (2020). Memahami Konflik Pertambangan untuk Usaha Pertambangan yang Berkeadilan. (Diakses pada 12 Desember 2021, melalui <https://pushep.or.id/memahami-konflik-pertambangan-untuk-usaha-pertambangan-yang-berkeadilan/>).
- Qian Li, Natalie Stoeckl, David King, dan Emma Gyuris. (2017). Exploring The Impacts of Coal Mining on Host Communities in Shanxi, China. *Resources Policy*. Volume 53, September.
- Rasyid, Ryaas, (2000). *Makna Pemerintahan*, PT. Mutiara Sumber Daya Widya,. Jakarta.
- Ripley and Franklin. (1985). *Policy Implementation and Bureaucracy*. The Dorsey Press, Chicago.
- Rogers, Everett M., (1983). *Diffusion of Innovations*. London: The Free Press.
- Samarina, V. Skufina, T. Samarin, A. Ushakov, D. (2019). Modern conditions and prospects of Russia's coal mining industry development. Belgorod National Research University.
- Sills, David L. (1947). *International encyclopedia of the social sciences: volume 1 & 2*. New York: Macmillan Co. and The Free Press.
- Soekanto, Soerjono. (1999). *Sosiologi: Suatu Pengantar*, Jakarta: PT Raja Grafindo.
- Stake, R. E. (1995). *The art of case study research*. Thousand Oaks, CA: SAGE Publications.
- The Global Economy dalam situs resminya pada https://www.theglobaleconomy.com/rankings/natural_resources_income/#Indonesia pada tanggal 8 Januari 2021 Pukul 07.56 WITA.
- Thomas R. Dye dalam Dunn, N. W. (2003). *Pengantar Analisis Kebijakan Publik*. Yogyakarta: Gadjah Mada University Press.
- Tjokroamidjojo, Bintoro. (1976). *Pengantar Administrasi Pembangunan*, Jakarta: LP3ES.
- Tunggal. (2001), Dalam Anonim, 2020. Nilai Tambah Ekonomis (Economic Value Added/EVA) adalah cara baru untuk mengukur kinerja perusahaan dengan cara mengintegrasikan biaya modal dengan memasukkan biaya hutang (pendekatan tradisional) dan biaya ekuitas (inovasi EVA).
- Wahab, Solichin Abdul. (1997). *Evaluasi Kebijakan Publik*. Malang: IKIP Malang.
- Wasistiono, Sadu. (2013). *Pengantar Ekologi Pemerintahan*. Bandung. IPDN Press.
- Winarno. (2007). *Kebijakan Publik Teori dan Proses*. Yogyakarta: Pressindo.
- Winarno, Budi. (2012). *Kebijakan Publik: Teori, Proses, dan Studi Kasus*. Yogyakarta: CAPS.

Willy Marthen Behuku, A. Kastanya dan D. V. Pattimahu. (2016). Analisis Nilai Tambah Ekonomi (Economy Value Added) Untuk Mengukur Kinerja Keuangan Petani Minyak Kayu Putih Desa Pela Dan Batu Jungku Di Wilayah Kerja Kesatuan Pengelolaan Hutan Produksi (KPHP) Model Unit III Wae Tina. JHPPK, 15 Agustus.

World Population Review dalam situs resminya pada <https://worldpopulationreview.com/country-rankings/hdi-by-country> pada tanggal 8 Januari 2021 Pukul 07.58 WITA